

Scaled data based on original data using
LM-79-08 Approved Method: Electrical and Photometric Measurements of Solid-
State Lighting Products

Test Report Prepared for
Cooper Lighting Solutions
(formerly Eaton)

Brand: McGRAW-EDISON

Report Number: P227322

Luminaire Tested: **ISW-AF-350-LED-E1-SLR-7060**

Issue Date: 3/3/2020

Test Information

Test Method: LM-79-08
Report Number: P227322
TEST IS SCALED FROM IESNA LM-79-08 TEST DATA (P35948)
Test Lab: INNOVATION CENTER-P3
Issue Date: 3/3/2020
Manufacturer: COOPER LIGHTING SOLUTIONS (FORMERLY EATON)
Product Line: MCGRAW-EDISON
Catalog Number: ISW-AF-350-LED-E1-SLR-7060
Description: IMPACT ELITE LED WEDGE LUMINAIRE
LIGHT SQUARE WITH ACCULED OPTICS-90° SPILL LIGHT ELIMINATOR RIGHT
Light Source: (16) 5700K CCT, 70 CRI LEDs
Ballast/Driver: ELECTRONIC DRIVER

Summary

Lumens per Lamp: N/A
Luminaire Lumens: 2154.5 lumens
Efficiency: N/A
Efficacy: 107.2 lumens/watt
Luminous Opening: Rectangular (W 0.5' x L: 0.5' x H: 0')
IES Classification: Type IV - Short - Non-Cutoff
BUG Rating: B1 - U1 - G1

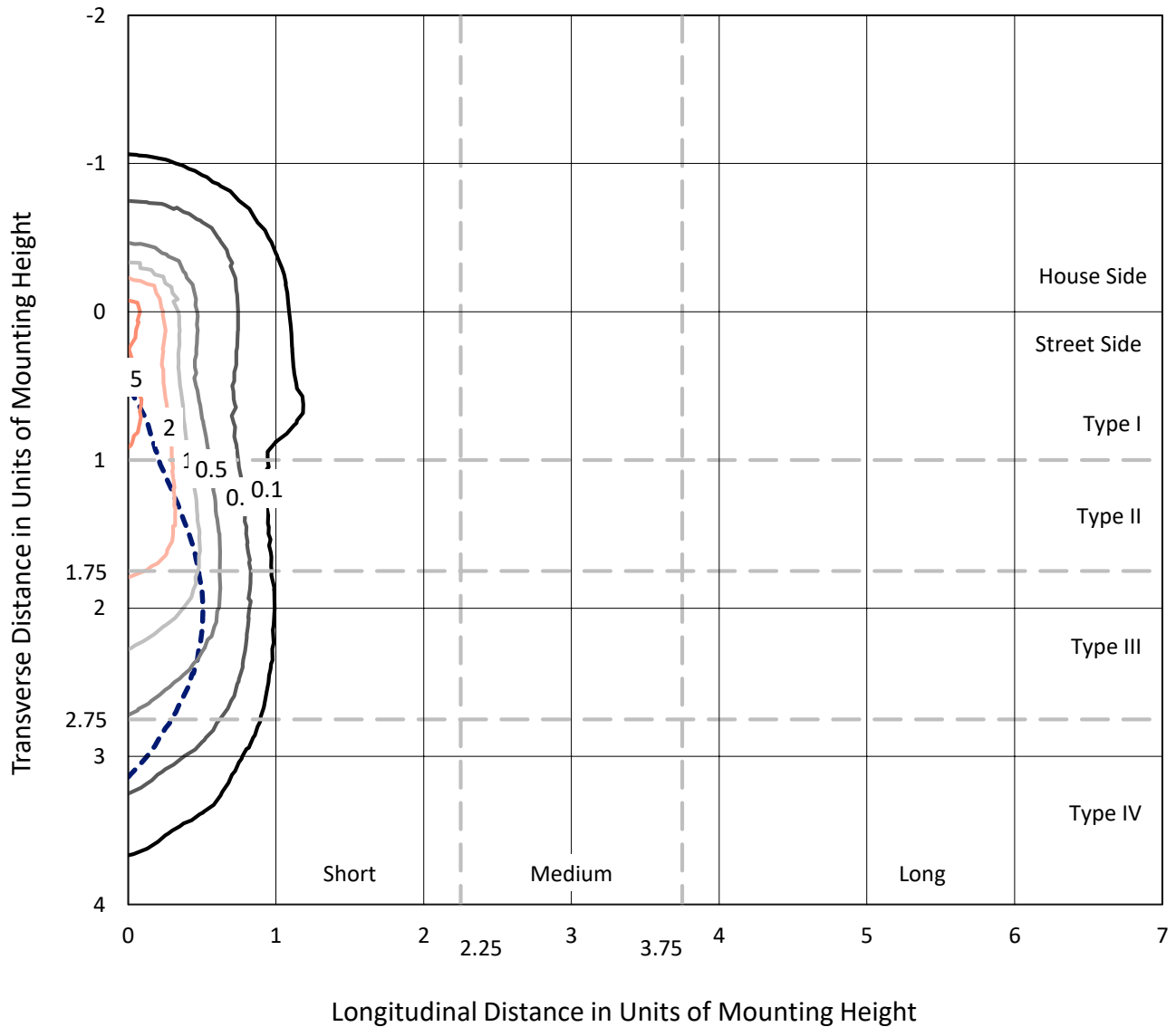
Input Watts (W): 20.09
Input Voltage (V): 120
Input Current (Ain): NR
Voltage Rise (V): NR
Power Factor: NR
Total Harmonic Distortion (THDi): NR
Frequency (hertz): 60
Stabilization Time: NR
Operation Time: NR
Ambient Temperature (°C): NR
Test Distance: 25 FT



REPORT NUMBER: P227322
 CATALOG NUMBER: ISW-AF-350-LED-E1-SLR-7060

Iso-Footcandle Lines of Horizontal Illumination

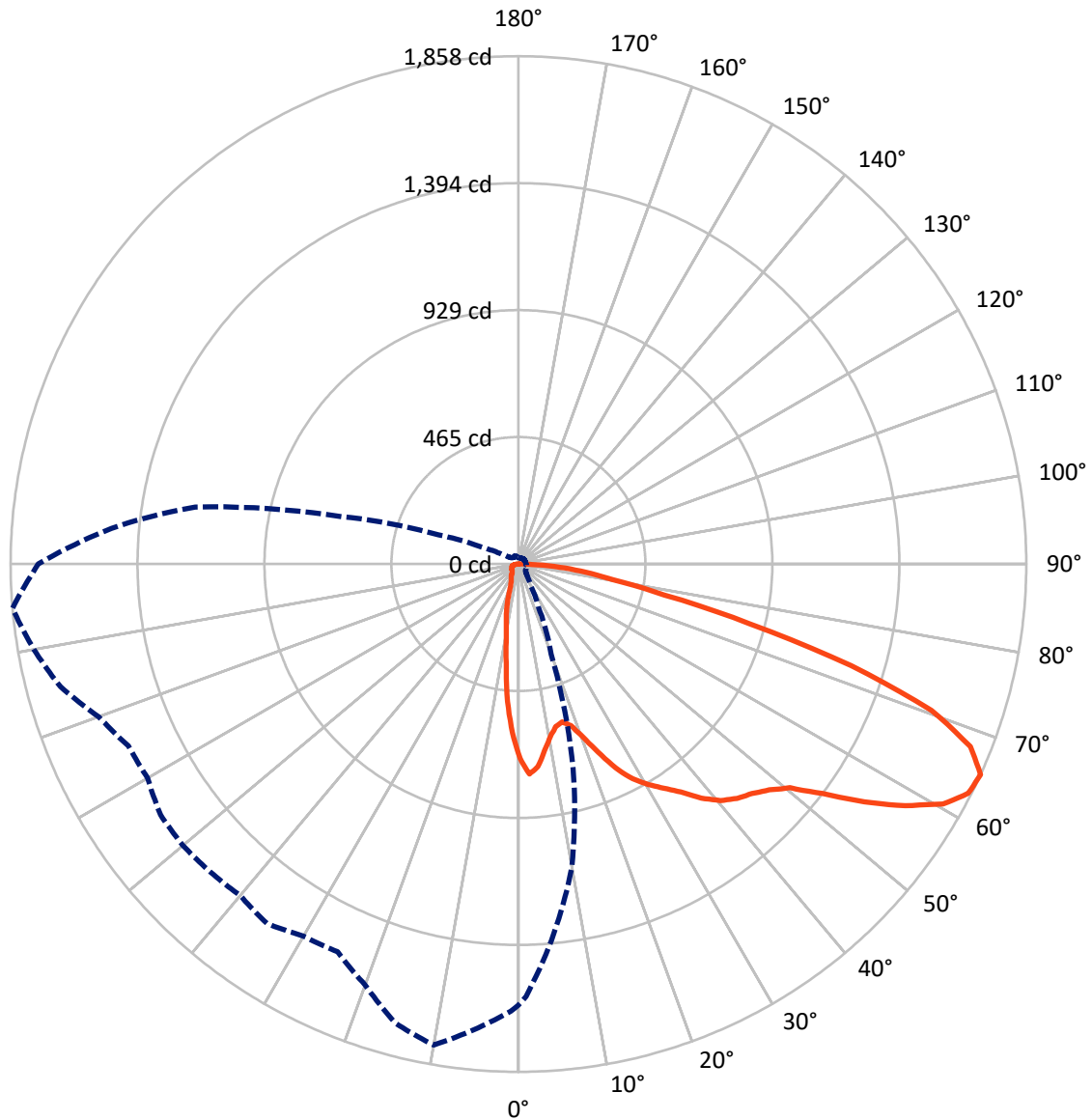
× Max cd
 - - - 1/2 Max cd



Based on 10 foot mounting height. Maximum calculated value = 7.1 fc
 Type IV - Short - Non-Cutoff

REPORT NUMBER: P227322
CATALOG NUMBER: ISW-AF-350-LED-E1-SLR-7060

Luminous Intensity Polar Plot



— Vertical Plane Through 275-Deg Lateral - - - Horizontal Cone Through 65-Deg Vertical

REPORT NUMBER: P227322

CATALOG NUMBER: ISW-AF-350-LED-E1-SLR-7060

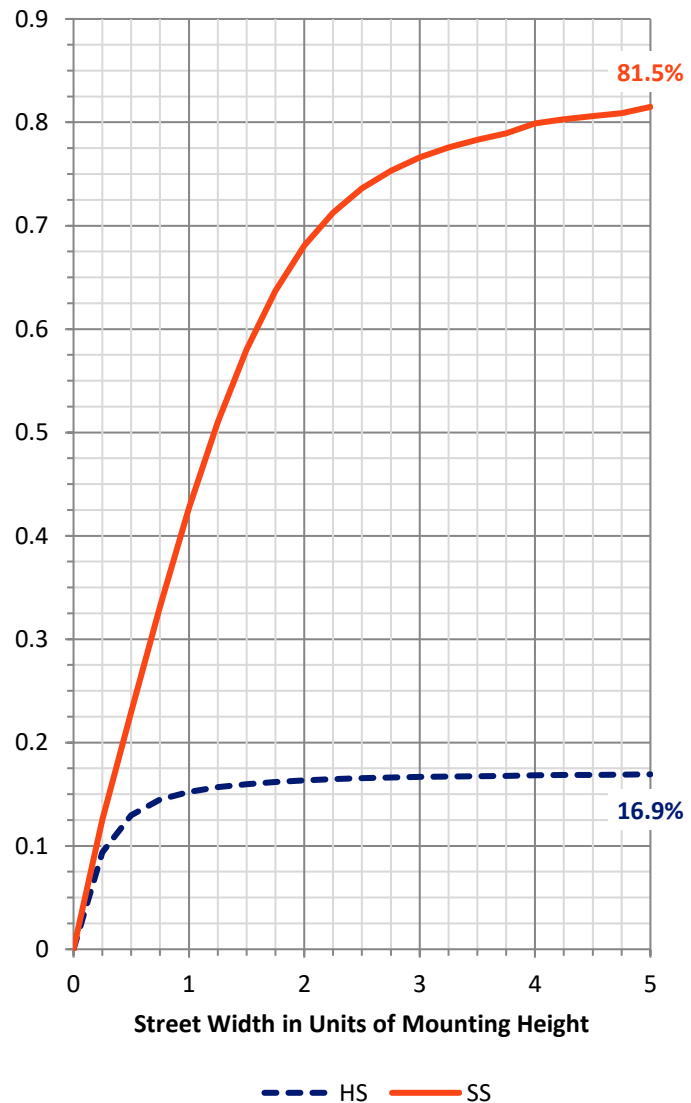
FLUX DISTRIBUTION:

		Downward	Upward	Total
House Side	Lumens	369.6	0.0	369.6
	% Fixture	17.2	0.0	17.2
Street Side	Lumens	1784.8	0.1	1784.9
	% Fixture	82.8	0.0	82.8
Total	Lumens	2154.4	0.1	2154.5
	% Fixture	100.0	0.0	100.0

Coefficient of Utilization

ZONAL LUMENS:

Zone	Lumens	% Fixture
0°-10°	52.7	2.4
10°-20°	101.5	4.7
20°-30°	144.7	6.7
30°-40°	209.9	9.7
40°-50°	300.3	13.9
50°-60°	461.0	21.4
60°-70°	533.6	24.8
70°-80°	272.2	12.6
80°-90°	78.6	3.6
90°-100°	0.1	0.0
100°-110°	0.0	0.0
110°-120°	0.0	0.0
120°-130°	0.0	0.0
130°-140°	0.0	0.0
140°-150°	0.0	0.0
150°-160°	0.0	0.0
160°-170°	0.0	0.0
170°-180°	0.0	0.0
0°-90°	2154.4	100.0
0°-180°	2154.5	100.0



REPORT NUMBER: P227322

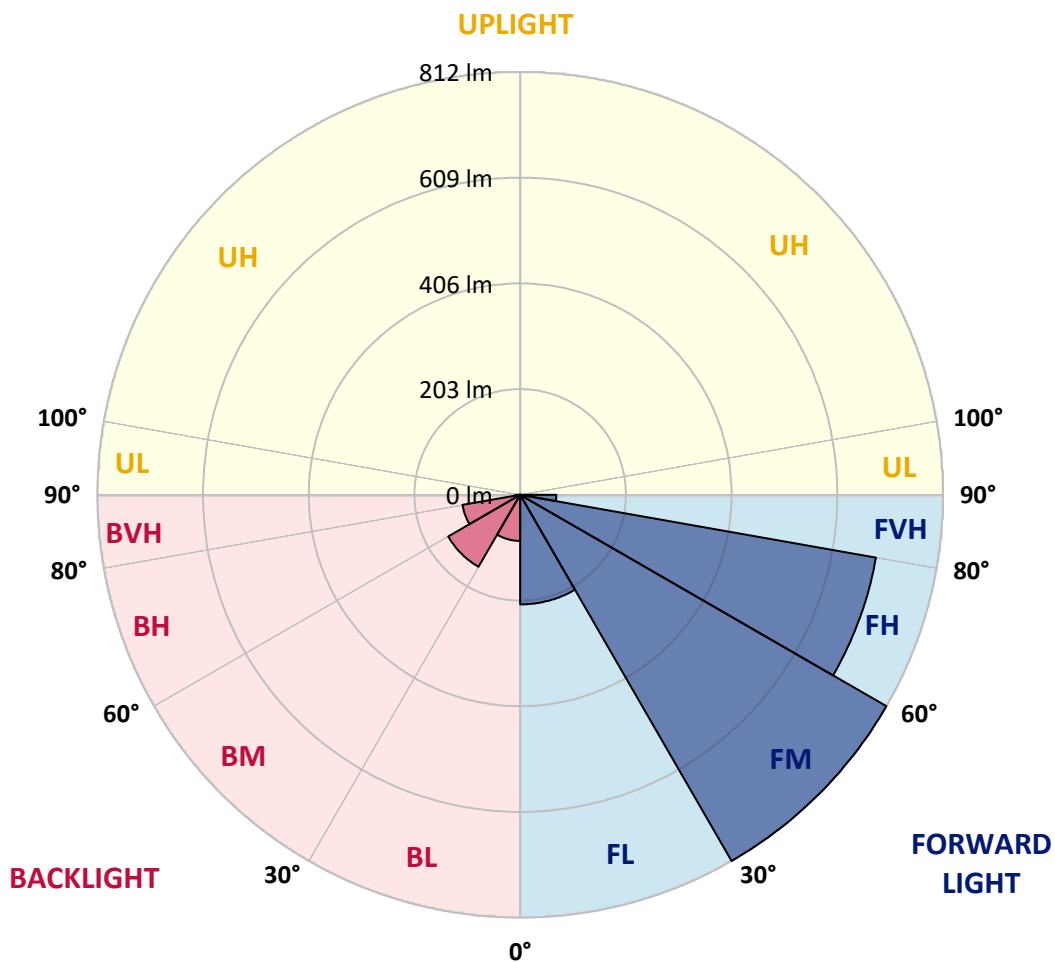
CATALOG NUMBER: ISW-AF-350-LED-E1-SLR-7060

LUMINAIRE CLASSIFICATION SYSTEM LUMEN TABLE AND BUG RATING:

Zone	Lumens	% Fixture	Zone Rating/Lumen Limit		
			B	U	G
FL (0°-30°)	210.4	9.8			
FM (30°-60°)	811.6	37.7			
FH (60°-80°)	693.4	32.2			G1/1800
FVH (80°-90°)	69.4	3.2			G1/100
BL (0°-30°)	88.5	4.1	B0/110		
BM (30°-60°)	159.6	7.4	B0/220		
BH (60°-80°)	112.4	5.2	B1/500		G1/500
BVH (80°-90°)	9.1	0.4			G0/10
UL (90°-100°)	0.1	0.0		U1/10	
UH (100°-180°)	0.0	0.0		U1/10	

BUG Rating: B1-U1-G1

Type IV Short





REPORT NUMBER: P227322

CATALOG NUMBER: ISW-AF-350-LED-E1-SLR-7060

CANDELA DISTRIBUTION (FULL):

	0°	1°	5°	10°	15°	20°	25°	30°	35°	40°	45°
0°	711.7	711.7	711.7	711.7	711.7	711.7	711.7	711.7	711.7	711.7	711.7
2.5°	736.8	732.4	727.0	717.5	709.2	697.2	694.3	679.5	670.0	672.2	655.2
5°	691.8	689.3	675.9	654.8	641.0	613.8	598.3	590.3	567.8	564.9	558.7
7.5°	628.7	621.1	599.3	573.2	549.7	529.7	504.7	485.5	468.5	457.9	439.4
10°	574.7	566.7	543.1	511.2	483.0	455.0	434.7	409.7	385.4	366.6	351.7
12.5°	548.6	539.9	512.3	475.3	443.8	409.0	380.3	355.7	342.3	332.8	320.5
15°	558.7	546.0	513.1	468.8	429.7	392.7	362.2	335.7	319.8	305.3	290.8
17.5°	599.7	584.1	546.4	493.1	438.7	390.9	347.4	317.3	291.9	270.1	250.5
20°	670.0	658.4	603.7	529.0	458.3	392.0	334.7	295.1	264.3	236.8	210.7
22.5°	752.4	735.0	681.3	577.6	483.3	398.5	326.7	276.6	240.0	203.0	174.8
25°	838.6	825.2	754.2	642.9	521.8	411.9	320.5	260.3	211.4	170.4	139.2
27.5°	908.3	896.3	826.0	705.6	556.9	423.5	311.5	244.7	188.5	139.2	104.8
30°	965.2	955.0	881.4	757.1	599.7	427.5	298.8	226.6	163.2	112.4	86.7
32.5°	1029.0	1017.8	934.7	793.0	618.9	423.9	284.3	209.6	142.9	99.3	74.3
35°	1099.0	1085.9	994.2	831.8	634.9	411.2	271.9	197.2	133.1	90.3	66.0
37.5°	1161.3	1153.0	1047.9	870.2	653.0	390.1	260.0	183.8	126.5	83.8	59.5
40°	1209.9	1207.8	1107.3	902.1	667.1	374.9	250.2	173.3	118.2	81.2	57.3
42.5°	1249.1	1248.4	1155.9	930.7	670.8	361.5	242.6	163.9	110.6	75.1	58.4
45°	1286.8	1286.4	1203.0	970.6	673.3	362.2	236.8	158.1	104.1	71.1	55.1
47.5°	1322.7	1328.1	1252.4	1026.1	700.1	374.5	234.6	152.6	99.0	66.7	52.2
50°	1382.9	1377.4	1330.3	1101.2	743.3	398.5	231.0	147.9	94.3	62.7	49.3
52.5°	1497.1	1490.9	1448.9	1201.6	790.4	423.1	226.3	141.4	88.8	58.4	46.0
55°	1636.7	1645.0	1586.7	1323.8	854.6	443.8	221.2	132.7	81.6	53.3	43.9
57.5°	1718.6	1711.7	1645.0	1394.1	894.1	454.3	217.9	122.6	70.3	48.9	41.7
59°	1737.9	1726.2	1635.2	1406.1	904.6	449.2	216.1	112.8	64.5	46.8	40.6
60°	1736.0	1721.9	1619.6	1398.5	907.5	443.1	213.2	107.0	61.3	45.7	40.2
62.5°	1698.7	1676.6	1531.2	1306.4	866.9	412.3	201.2	93.2	56.9	44.2	38.1
65°	1613.8	1582.7	1382.5	1126.5	773.7	351.0	174.0	88.1	58.0	43.5	36.6
67.5°	1467.4	1442.3	1191.4	932.2	616.8	283.5	150.5	85.9	59.5	44.2	34.4
70°	1193.6	1172.2	929.7	698.0	461.9	225.5	136.7	84.8	58.4	42.4	32.6
72.5°	841.9	804.9	617.8	488.8	293.0	181.3	118.6	80.1	56.9	41.0	29.7
75°	512.3	519.2	392.7	356.1	184.9	124.4	93.2	67.4	50.4	36.6	26.8
77.5°	337.9	337.6	289.7	251.3	93.9	77.2	66.0	51.8	39.5	30.1	23.2
80°	229.2	231.7	210.3	171.5	52.2	46.4	43.1	37.7	29.0	22.8	19.2
82.5°	141.0	141.4	162.8	128.4	34.8	29.4	27.6	25.4	20.7	17.8	14.9
85°	48.9	50.0	56.9	90.6	23.6	19.2	19.2	17.8	15.6	12.0	9.8
87.5°	21.0	20.7	24.7	24.7	11.6	9.8	9.1	9.1	8.7	6.5	5.4
90°	1.5	1.1	1.1	1.5	1.8	2.5	2.2	2.5	2.5	2.2	1.5
92.5°	0.0	0.0	0.0	0.0	0.0	0.0	0.0	0.0	0.0	0.0	0.0
95°	0.0	0.0	0.0	0.0	0.0	0.0	0.0	0.0	0.0	0.0	0.0
97.5°	0.0	0.0	0.0	0.0	0.0	0.0	0.0	0.0	0.0	0.0	0.0
100°	0.0	0.0	0.0	0.0	0.0	0.0	0.0	0.0	0.0	0.0	0.0
102.5°	0.0	0.0	0.0	0.0	0.0	0.0	0.0	0.0	0.0	0.0	0.0
105°	0.0	0.0	0.0	0.0	0.0	0.0	0.0	0.0	0.0	0.0	0.0
107.5°	0.0	0.0	0.0	0.0	0.0	0.0	0.0	0.0	0.0	0.0	0.0



REPORT NUMBER: P227322

CATALOG NUMBER: ISW-AF-350-LED-E1-SLR-7060

CANDELA DISTRIBUTION (continued):

	0°	1°	5°	10°	15°	20°	25°	30°	35°	40°	45°
110°	0.0	0.0	0.0	0.0	0.0	0.0	0.0	0.0	0.0	0.0	0.0
112.5°	0.0	0.0	0.0	0.0	0.0	0.0	0.0	0.0	0.0	0.0	0.0
115°	0.0	0.0	0.0	0.0	0.0	0.0	0.0	0.0	0.0	0.0	0.0
117.5°	0.0	0.0	0.0	0.0	0.0	0.0	0.0	0.0	0.0	0.0	0.0
120°	0.0	0.0	0.0	0.0	0.0	0.0	0.0	0.0	0.0	0.0	0.0
122.5°	0.0	0.0	0.0	0.0	0.0	0.0	0.0	0.0	0.0	0.0	0.0
125°	0.0	0.0	0.0	0.0	0.0	0.0	0.0	0.0	0.0	0.0	0.0
127.5°	0.0	0.0	0.0	0.0	0.0	0.0	0.0	0.0	0.0	0.0	0.0
130°	0.0	0.0	0.0	0.0	0.0	0.0	0.0	0.0	0.0	0.0	0.0
132.5°	0.0	0.0	0.0	0.0	0.0	0.0	0.0	0.0	0.0	0.0	0.0
135°	0.0	0.0	0.0	0.0	0.0	0.0	0.0	0.0	0.0	0.0	0.0
137.5°	0.0	0.0	0.0	0.0	0.0	0.0	0.0	0.0	0.0	0.0	0.0
140°	0.0	0.0	0.0	0.0	0.0	0.0	0.0	0.0	0.0	0.0	0.0
142.5°	0.0	0.0	0.0	0.0	0.0	0.0	0.0	0.0	0.0	0.0	0.0
145°	0.0	0.0	0.0	0.0	0.0	0.0	0.0	0.0	0.0	0.0	0.0
147.5°	0.0	0.0	0.0	0.0	0.0	0.0	0.0	0.0	0.0	0.0	0.0
150°	0.0	0.0	0.0	0.0	0.0	0.0	0.0	0.0	0.0	0.0	0.0
152.5°	0.0	0.0	0.0	0.0	0.0	0.0	0.0	0.0	0.0	0.0	0.0
155°	0.0	0.0	0.0	0.0	0.0	0.0	0.0	0.0	0.0	0.0	0.0
157.5°	0.0	0.0	0.0	0.0	0.0	0.0	0.0	0.0	0.0	0.0	0.0
160°	0.0	0.0	0.0	0.0	0.0	0.0	0.0	0.0	0.0	0.0	0.0
162.5°	0.0	0.0	0.0	0.0	0.0	0.0	0.0	0.0	0.0	0.0	0.0
165°	0.0	0.0	0.0	0.0	0.0	0.0	0.0	0.0	0.0	0.0	0.0
167.5°	0.0	0.0	0.0	0.0	0.0	0.0	0.0	0.0	0.0	0.0	0.0
170°	0.0	0.0	0.0	0.0	0.0	0.0	0.0	0.0	0.0	0.0	0.0
172.5°	0.0	0.0	0.0	0.0	0.0	0.0	0.0	0.0	0.0	0.0	0.0
175°	0.0	0.0	0.0	0.0	0.0	0.0	0.0	0.0	0.0	0.0	0.0
177.5°	0.0	0.0	0.0	0.0	0.0	0.0	0.0	0.0	0.0	0.0	0.0
180°	0.0	0.0	0.0	0.0	0.0	0.0	0.0	0.0	0.0	0.0	0.0



REPORT NUMBER: P227322

CATALOG NUMBER: ISW-AF-350-LED-E1-SLR-7060

CANDELA DISTRIBUTION (continued):

	50°	55°	60°	65°	70°	75°	80°	85°	90°	95°	100°
0°	711.7	711.7	711.7	711.7	711.7	711.7	711.7	711.7	711.7	711.7	711.7
2.5°	650.1	646.1	634.9	632.0	635.6	628.4	626.5	624.7	611.3	618.2	610.2
5°	543.5	542.4	519.6	524.3	519.6	511.6	508.3	516.0	502.5	505.4	507.3
7.5°	417.7	413.3	398.1	388.0	381.8	376.4	369.5	358.2	366.9	365.1	378.9
10°	339.0	329.6	320.2	306.0	298.0	290.4	282.5	278.1	267.9	266.9	262.1
12.5°	310.7	297.3	285.4	273.0	264.7	249.5	236.8	228.8	222.3	212.1	204.5
15°	273.0	261.8	246.2	234.2	221.2	207.4	195.1	184.9	180.2	170.8	166.4
17.5°	235.0	217.9	199.1	187.1	169.0	154.8	144.7	138.1	131.3	125.5	120.4
20°	189.3	167.1	146.8	131.6	117.5	103.7	99.0	91.0	88.1	85.9	87.7
22.5°	143.9	121.1	100.1	88.5	80.9	77.2	73.2	71.8	70.7	70.3	71.1
25°	105.5	86.3	76.1	71.8	68.9	66.7	65.3	64.2	63.5	63.1	63.5
27.5°	81.6	71.4	66.4	63.5	61.3	59.8	59.1	58.0	57.7	57.3	57.7
30°	70.7	65.3	61.6	58.7	56.2	53.7	52.6	52.2	52.6	52.9	52.6
32.5°	61.6	57.7	53.7	51.1	49.3	47.9	47.9	47.1	47.1	48.2	48.6
35°	55.8	51.8	48.9	45.7	43.5	42.1	41.0	40.2	40.6	40.6	41.7
37.5°	51.1	48.2	45.7	42.8	40.6	39.2	38.4	37.7	37.3	37.0	37.0
40°	47.9	46.0	43.9	41.0	38.8	37.3	36.6	35.9	35.5	35.2	35.2
42.5°	47.9	44.2	42.8	40.2	37.7	36.3	35.2	34.4	33.7	33.7	33.7
45°	52.6	45.3	42.8	39.9	37.3	35.5	34.4	33.4	32.6	32.6	32.3
47.5°	51.1	50.8	43.5	39.9	37.7	35.5	34.1	33.0	32.3	31.9	31.5
50°	48.6	52.9	48.6	41.0	37.7	35.2	33.7	32.6	31.5	31.2	31.2
52.5°	47.1	49.3	50.4	42.4	38.1	35.2	33.4	32.3	31.5	30.8	30.5
55°	43.5	46.4	48.2	41.7	38.1	34.4	32.6	31.5	30.5	30.1	29.7
57.5°	39.9	42.1	46.4	41.7	37.0	34.1	31.9	30.5	29.7	29.4	29.0
59°	38.8	38.8	41.3	42.8	36.3	33.7	31.5	30.1	29.4	29.0	28.3
60°	37.7	37.7	39.2	43.9	35.9	33.4	31.2	29.7	28.6	28.6	28.3
62.5°	36.3	35.2	35.9	41.0	34.8	32.6	30.5	29.0	27.9	27.9	27.6
65°	34.4	33.0	33.0	34.1	32.6	31.2	29.7	28.3	26.8	26.8	27.2
67.5°	32.6	31.2	30.8	30.8	30.1	29.7	28.3	26.8	26.1	26.1	26.1
70°	30.1	29.0	28.6	27.9	27.9	27.6	26.5	25.4	24.7	25.0	24.7
72.5°	27.2	26.5	25.7	25.7	25.4	25.0	23.9	23.2	22.8	23.2	23.2
75°	24.3	23.2	23.2	22.5	22.5	22.1	21.0	20.7	20.3	20.7	21.0
77.5°	20.7	19.9	19.6	19.6	19.6	19.6	18.1	17.8	17.8	18.5	18.5
80°	17.0	16.7	16.3	16.3	16.3	16.0	15.2	14.9	14.9	15.2	15.6
82.5°	13.1	12.3	12.3	12.7	13.1	13.1	12.0	11.2	11.2	12.0	12.7
85°	8.7	8.7	8.7	9.1	9.1	9.4	8.7	7.6	8.0	8.3	9.4
87.5°	4.7	5.1	4.7	4.4	5.1	4.7	4.7	4.4	4.7	5.1	5.4
90°	1.5	1.5	1.1	0.7	0.4	0.7	0.7	1.1	0.4	0.4	0.7
92.5°	0.0	0.0	0.0	0.0	0.0	0.0	0.0	0.0	0.0	0.0	0.0
95°	0.0	0.0	0.0	0.0	0.0	0.0	0.0	0.0	0.0	0.0	0.0
97.5°	0.0	0.0	0.0	0.0	0.0	0.0	0.0	0.0	0.0	0.0	0.0
100°	0.0	0.0	0.0	0.0	0.0	0.0	0.0	0.0	0.0	0.0	0.0
102.5°	0.0	0.0	0.0	0.0	0.0	0.0	0.0	0.0	0.0	0.0	0.0
105°	0.0	0.0	0.0	0.0	0.0	0.0	0.0	0.0	0.0	0.0	0.0
107.5°	0.0	0.0	0.0	0.0	0.0	0.0	0.0	0.0	0.0	0.0	0.0



REPORT NUMBER: P227322

CATALOG NUMBER: ISW-AF-350-LED-E1-SLR-7060

CANDELA DISTRIBUTION (continued):

	50°	55°	60°	65°	70°	75°	80°	85°	90°	95°	100°
110°	0.0	0.0	0.0	0.0	0.0	0.0	0.0	0.0	0.0	0.0	0.0
112.5°	0.0	0.0	0.0	0.0	0.0	0.0	0.0	0.0	0.0	0.0	0.0
115°	0.0	0.0	0.0	0.0	0.0	0.0	0.0	0.0	0.0	0.0	0.0
117.5°	0.0	0.0	0.0	0.0	0.0	0.0	0.0	0.0	0.0	0.0	0.0
120°	0.0	0.0	0.0	0.0	0.0	0.0	0.0	0.0	0.0	0.0	0.0
122.5°	0.0	0.0	0.0	0.0	0.0	0.0	0.0	0.0	0.0	0.0	0.0
125°	0.0	0.0	0.0	0.0	0.0	0.0	0.0	0.0	0.0	0.0	0.0
127.5°	0.0	0.0	0.0	0.0	0.0	0.0	0.0	0.0	0.0	0.0	0.0
130°	0.0	0.0	0.0	0.0	0.0	0.0	0.0	0.0	0.0	0.0	0.0
132.5°	0.0	0.0	0.0	0.0	0.0	0.0	0.0	0.0	0.0	0.0	0.0
135°	0.0	0.0	0.0	0.0	0.0	0.0	0.0	0.0	0.0	0.0	0.0
137.5°	0.0	0.0	0.0	0.0	0.0	0.0	0.0	0.0	0.0	0.0	0.0
140°	0.0	0.0	0.0	0.0	0.0	0.0	0.0	0.0	0.0	0.0	0.0
142.5°	0.0	0.0	0.0	0.0	0.0	0.0	0.0	0.0	0.0	0.0	0.0
145°	0.0	0.0	0.0	0.0	0.0	0.0	0.0	0.0	0.0	0.0	0.0
147.5°	0.0	0.0	0.0	0.0	0.0	0.0	0.0	0.0	0.0	0.0	0.0
150°	0.0	0.0	0.0	0.0	0.0	0.0	0.0	0.0	0.0	0.0	0.0
152.5°	0.0	0.0	0.0	0.0	0.0	0.0	0.0	0.0	0.0	0.0	0.0
155°	0.0	0.0	0.0	0.0	0.0	0.0	0.0	0.0	0.0	0.0	0.0
157.5°	0.0	0.0	0.0	0.0	0.0	0.0	0.0	0.0	0.0	0.0	0.0
160°	0.0	0.0	0.0	0.0	0.0	0.0	0.0	0.0	0.0	0.0	0.0
162.5°	0.0	0.0	0.0	0.0	0.0	0.0	0.0	0.0	0.0	0.0	0.0
165°	0.0	0.0	0.0	0.0	0.0	0.0	0.0	0.0	0.0	0.0	0.0
167.5°	0.0	0.0	0.0	0.0	0.0	0.0	0.0	0.0	0.0	0.0	0.0
170°	0.0	0.0	0.0	0.0	0.0	0.0	0.0	0.0	0.0	0.0	0.0
172.5°	0.0	0.0	0.0	0.0	0.0	0.0	0.0	0.0	0.0	0.0	0.0
175°	0.0	0.0	0.0	0.0	0.0	0.0	0.0	0.0	0.0	0.0	0.0
177.5°	0.0	0.0	0.0	0.0	0.0	0.0	0.0	0.0	0.0	0.0	0.0
180°	0.0	0.0	0.0	0.0	0.0	0.0	0.0	0.0	0.0	0.0	0.0



REPORT NUMBER: P227322

CATALOG NUMBER: ISW-AF-350-LED-E1-SLR-7060

CANDELA DISTRIBUTION (continued):

	105°	110°	115°	120°	125°	130°	135°	140°	145°	150°	155°
0°	711.7	711.7	711.7	711.7	711.7	711.7	711.7	711.7	711.7	711.7	711.7
2.5°	617.5	611.3	608.0	620.7	619.7	608.8	608.8	616.4	616.8	610.2	617.8
5°	509.4	503.3	509.1	504.0	506.9	506.5	510.9	502.9	506.2	503.3	496.4
7.5°	377.8	390.1	396.7	388.3	398.8	404.3	396.7	404.3	392.3	382.5	392.0
10°	260.0	273.7	271.2	284.6	289.7	292.6	298.0	291.2	282.8	280.3	273.4
12.5°	201.6	198.7	197.6	203.0	206.3	201.6	205.6	201.2	196.9	189.3	188.9
15°	157.7	153.0	149.7	143.6	141.4	142.5	144.3	144.3	135.6	136.0	139.2
17.5°	119.7	118.6	116.0	110.9	107.7	108.8	108.4	106.6	105.5	106.2	110.2
20°	89.9	88.8	90.3	91.7	90.6	91.0	89.6	87.7	87.0	87.7	88.5
22.5°	71.1	72.5	74.3	76.5	76.9	78.7	78.3	78.7	77.2	76.5	74.7
25°	64.9	65.6	64.5	64.9	64.9	66.7	66.4	66.4	64.9	64.5	64.9
27.5°	57.3	56.9	56.9	57.7	57.7	58.7	59.5	58.7	57.3	56.9	57.3
30°	52.9	52.6	52.2	52.6	52.2	52.6	53.3	53.3	52.6	51.5	51.8
32.5°	48.6	48.6	48.2	48.6	48.2	48.2	48.9	47.9	47.9	47.5	47.5
35°	42.8	43.5	44.2	44.6	44.6	44.6	45.3	44.2	43.9	43.5	43.5
37.5°	37.0	37.7	39.9	41.0	41.3	42.1	42.4	41.7	41.0	40.2	39.5
40°	35.2	35.2	35.9	37.3	38.8	39.2	39.9	38.8	38.4	37.3	36.3
42.5°	33.7	34.1	34.1	34.4	34.8	35.5	36.6	35.5	34.8	34.1	33.0
45°	32.6	32.6	32.6	32.6	32.3	32.3	32.6	31.9	31.5	31.2	31.2
47.5°	31.9	31.5	31.2	30.8	30.5	30.1	30.1	29.4	29.4	29.4	29.4
50°	31.2	30.5	30.1	29.7	29.0	29.0	29.0	28.3	27.9	27.9	28.3
52.5°	30.1	29.7	29.4	29.0	28.6	28.3	28.3	27.6	27.2	27.2	27.2
55°	29.7	29.4	28.6	28.3	27.9	28.3	27.9	27.6	26.8	26.8	26.8
57.5°	28.6	29.0	28.6	27.9	27.9	27.9	27.9	27.2	26.8	26.1	26.5
59°	28.3	28.6	28.3	27.9	27.6	27.9	27.9	26.8	26.5	26.1	26.1
60°	27.9	28.3	27.9	27.6	27.6	27.9	27.6	27.2	26.5	25.4	25.7
62.5°	27.6	27.6	27.2	27.2	26.8	27.2	26.8	26.1	25.4	24.7	24.3
65°	26.8	26.8	26.5	26.5	26.1	26.1	26.1	25.4	24.7	23.9	23.9
67.5°	26.5	26.1	25.7	25.7	25.4	25.4	25.4	24.7	23.6	23.2	22.8
70°	25.0	24.7	24.7	24.3	23.9	24.3	24.7	23.6	22.5	21.8	21.4
72.5°	23.6	23.2	23.2	22.8	22.8	23.2	23.6	22.5	21.0	20.3	19.9
75°	21.4	21.0	21.0	21.0	21.0	21.8	21.8	20.7	19.6	18.5	17.8
77.5°	18.5	18.9	18.9	18.9	18.9	19.6	19.6	18.9	17.8	17.0	16.0
80°	16.0	16.0	16.3	16.3	16.7	16.7	16.3	16.0	15.6	14.9	13.4
82.5°	13.4	13.4	13.4	13.4	13.4	13.1	12.3	13.1	13.1	12.3	11.2
85°	10.5	10.5	10.5	10.9	10.9	9.8	8.7	8.7	9.8	9.4	8.7
87.5°	6.2	6.2	6.5	7.6	6.9	6.5	5.4	5.8	5.4	6.2	5.1
90°	1.5	1.1	1.1	0.4	0.7	0.0	0.0	0.0	0.0	0.0	0.0
92.5°	0.0	0.0	0.0	0.0	0.0	0.0	0.0	0.0	0.0	0.0	0.0
95°	0.0	0.0	0.0	0.0	0.0	0.0	0.0	0.0	0.0	0.0	0.0
97.5°	0.0	0.0	0.0	0.0	0.0	0.0	0.0	0.0	0.0	0.0	0.0
100°	0.0	0.0	0.0	0.0	0.0	0.0	0.0	0.0	0.0	0.0	0.0
102.5°	0.0	0.0	0.0	0.0	0.0	0.0	0.0	0.0	0.0	0.0	0.0
105°	0.0	0.0	0.0	0.0	0.0	0.0	0.0	0.0	0.0	0.0	0.0
107.5°	0.0	0.0	0.0	0.0	0.0	0.0	0.0	0.0	0.0	0.0	0.0



REPORT NUMBER: P227322
 CATALOG NUMBER: ISW-AF-350-LED-E1-SLR-7060

REPORT N
 CATALOG

CANDELA DISTRIBUTION (continued):

CANDELA

	105°	110°	115°	120°	125°	130°	135°	140°	145°	150°	155°	
110°	0.0	0.0	0.0	0.0	0.0	0.0	0.0	0.0	0.0	0.0	0.0	0°
112.5°	0.0	0.0	0.0	0.0	0.0	0.0	0.0	0.0	0.0	0.0	0.0	2.5°
115°	0.0	0.0	0.0	0.0	0.0	0.0	0.0	0.0	0.0	0.0	0.0	5°
117.5°	0.0	0.0	0.0	0.0	0.0	0.0	0.0	0.0	0.0	0.0	0.0	7.5°
120°	0.0	0.0	0.0	0.0	0.0	0.0	0.0	0.0	0.0	0.0	0.0	10°
122.5°	0.0	0.0	0.0	0.0	0.0	0.0	0.0	0.0	0.0	0.0	0.0	12.5°
125°	0.0	0.0	0.0	0.0	0.0	0.0	0.0	0.0	0.0	0.0	0.0	15°
127.5°	0.0	0.0	0.0	0.0	0.0	0.0	0.0	0.0	0.0	0.0	0.0	17.5°
130°	0.0	0.0	0.0	0.0	0.0	0.0	0.0	0.0	0.0	0.0	0.0	20°
132.5°	0.0	0.0	0.0	0.0	0.0	0.0	0.0	0.0	0.0	0.0	0.0	22.5°
135°	0.0	0.0	0.0	0.0	0.0	0.0	0.0	0.0	0.0	0.0	0.0	25°
137.5°	0.0	0.0	0.0	0.0	0.0	0.0	0.0	0.0	0.0	0.0	0.0	27.5°
140°	0.0	0.0	0.0	0.0	0.0	0.0	0.0	0.0	0.0	0.0	0.0	30°
142.5°	0.0	0.0	0.0	0.0	0.0	0.0	0.0	0.0	0.0	0.0	0.0	32.5°
145°	0.0	0.0	0.0	0.0	0.0	0.0	0.0	0.0	0.0	0.0	0.0	35°
147.5°	0.0	0.0	0.0	0.0	0.0	0.0	0.0	0.0	0.0	0.0	0.0	37.5°
150°	0.0	0.0	0.0	0.0	0.0	0.0	0.0	0.0	0.0	0.0	0.0	40°
152.5°	0.0	0.0	0.0	0.0	0.0	0.0	0.0	0.0	0.0	0.0	0.0	42.5°
155°	0.0	0.0	0.0	0.0	0.0	0.0	0.0	0.0	0.0	0.0	0.0	45°
157.5°	0.0	0.0	0.0	0.0	0.0	0.0	0.0	0.0	0.0	0.0	0.0	47.5°
160°	0.0	0.0	0.0	0.0	0.0	0.0	0.0	0.0	0.0	0.0	0.0	50°
162.5°	0.0	0.0	0.0	0.0	0.0	0.0	0.0	0.0	0.0	0.0	0.0	52.5°
165°	0.0	0.0	0.0	0.0	0.0	0.0	0.0	0.0	0.0	0.0	0.0	55°
167.5°	0.0	0.0	0.0	0.0	0.0	0.0	0.0	0.0	0.0	0.0	0.0	57.5°
170°	0.0	0.0	0.0	0.0	0.0	0.0	0.0	0.0	0.0	0.0	0.0	59°
172.5°	0.0	0.0	0.0	0.0	0.0	0.0	0.0	0.0	0.0	0.0	0.0	60°
175°	0.0	0.0	0.0	0.0	0.0	0.0	0.0	0.0	0.0	0.0	0.0	62.5°
177.5°	0.0	0.0	0.0	0.0	0.0	0.0	0.0	0.0	0.0	0.0	0.0	65°
180°	0.0	0.0	0.0	0.0	0.0	0.0	0.0	0.0	0.0	0.0	0.0	67.5°
												70°
												72.5°
												75°
												77.5°
												80°
												82.5°
												85°
												87.5°
												90°
												92.5°
												95°
												97.5°
												100°
												102.5°
												105°
												107.5°

'227322
 ISW-AF-350-LED-E1-SLR-7060

REPORT NUMBER: P227322
 CATALOG NUMBER: ISW-AF-3!

TION (continued):

CANDELA DISTRIBUTION (con

165°	170°	175°	180°	185°	190°	195°	200°	205°	210°		215°	220°
0.0	0.0	0.0	0.0	0.0	0.0	0.0	0.0	0.0	0.0	0°	711.7	711.7
0.0	0.0	0.0	0.0	0.0	0.0	0.0	0.0	0.0	0.0	2.5°	666.1	669.3
0.0	0.0	0.0	0.0	0.0	0.0	0.0	0.0	0.0	0.0	5°	538.1	550.8
0.0	0.0	0.0	0.0	0.0	0.0	0.0	0.0	0.0	0.0	7.5°	406.8	423.9
0.0	0.0	0.0	0.0	0.0	0.0	0.0	0.0	0.0	0.0	10°	326.0	337.6
0.0	0.0	0.0	0.0	0.0	0.0	0.0	0.0	0.0	0.0	12.5°	286.1	302.8
0.0	0.0	0.0	0.0	0.0	0.0	0.0	0.0	0.0	0.0	15°	245.5	263.6
0.0	0.0	0.0	0.0	0.0	0.0	0.0	0.0	0.0	0.0	17.5°	201.2	223.3
0.0	0.0	0.0	0.0	0.0	0.0	0.0	0.0	0.0	0.0	20°	153.7	175.5
0.0	0.0	0.0	0.0	0.0	0.0	0.0	0.0	0.0	0.0	22.5°	108.0	126.5
0.0	0.0	0.0	0.0	0.0	0.0	0.0	0.0	0.0	0.0	25°	78.7	87.0
0.0	0.0	0.0	0.0	0.0	0.0	0.0	0.0	0.0	0.0	27.5°	70.0	73.2
0.0	0.0	0.0	0.0	0.0	0.0	0.0	0.0	0.0	0.0	30°	65.6	67.8
0.0	0.0	0.0	0.0	0.0	0.0	0.0	0.0	0.0	0.0	32.5°	59.1	61.3
0.0	0.0	0.0	0.0	0.0	0.0	0.0	0.0	0.0	0.0	35°	51.8	54.7
0.0	0.0	0.0	0.0	0.0	0.0	0.0	0.0	0.0	0.0	37.5°	48.2	50.4
0.0	0.0	0.0	0.0	0.0	0.0	0.0	0.0	0.0	0.0	40°	46.0	46.4
0.0	0.0	0.0	0.0	0.0	0.0	0.0	0.0	0.0	0.0	42.5°	44.2	44.2
0.0	0.0	0.0	0.0	0.0	0.0	0.0	0.0	0.0	0.0	45°	43.1	44.2
0.0	0.0	0.0	0.0	0.0	0.0	0.0	0.0	0.0	0.0	47.5°	43.9	48.6
0.0	0.0	0.0	0.0	0.0	0.0	0.0	0.0	0.0	0.0	50°	49.3	47.9
0.0	0.0	0.0	0.0	0.0	0.0	0.0	0.0	0.0	0.0	52.5°	50.4	45.0
0.0	0.0	0.0	0.0	0.0	0.0	0.0	0.0	0.0	0.0	55°	46.0	43.1
0.0	0.0	0.0	0.0	0.0	0.0	0.0	0.0	0.0	0.0	57.5°	41.3	37.7
0.0	0.0	0.0	0.0	0.0	0.0	0.0	0.0	0.0	0.0	59°	37.0	34.8
0.0	0.0	0.0	0.0	0.0	0.0	0.0	0.0	0.0	0.0	60°	34.4	33.7
0.0	0.0	0.0	0.0	0.0	0.0	0.0	0.0	0.0	0.0	62.5°	31.5	32.3
0.0	0.0	0.0	0.0	0.0	0.0	0.0	0.0	0.0	0.0	65°	29.4	30.8
0.0	0.0	0.0	0.0	0.0	0.0	0.0	0.0	0.0	0.0	67.5°	28.3	29.4
										70°	26.5	27.2
										72.5°	24.7	25.0
										75°	22.1	22.5
										77.5°	19.6	19.6
										80°	16.0	16.0
										82.5°	12.3	12.0
										85°	8.0	7.6
										87.5°	3.6	2.9
										90°	0.0	0.0
										92.5°	0.0	0.0
										95°	0.0	0.0
										97.5°	0.0	0.0
										100°	0.0	0.0
										102.5°	0.0	0.0
										105°	0.0	0.0
										107.5°	0.0	0.0



REPORT NUMBER: P227322
 CATALOG NUMBER: ISW-AF-350-LED-E1-

50-LED-E1-SLR-7060

tinued):

CANDELA DISTRIBUTION (continued):

225°	230°	235°	240°	245°	250°	255°	260°	265°		215°	220°	225°
711.7	711.7	711.7	711.7	711.7	711.7	711.7	711.7	711.7	110°	0.0	0.0	0.0
685.6	695.8	703.8	702.3	719.4	729.5	731.0	741.5	751.6	112.5°	0.0	0.0	0.0
560.9	575.1	588.8	599.0	625.8	647.9	665.0	683.1	704.5	115°	0.0	0.0	0.0
447.1	459.0	481.5	497.8	526.1	551.8	576.9	605.5	629.8	117.5°	0.0	0.0	0.0
350.3	365.5	386.5	417.0	442.3	471.7	503.3	530.5	571.1	120°	0.0	0.0	0.0
314.7	324.1	341.6	356.1	387.6	418.8	454.3	491.7	529.0	122.5°	0.0	0.0	0.0
278.1	294.8	311.1	332.1	359.7	393.8	432.2	472.4	514.5	125°	0.0	0.0	0.0
242.6	264.7	282.5	305.3	336.1	379.3	429.3	479.3	528.6	127.5°	0.0	0.0	0.0
199.1	219.7	250.9	274.1	314.4	368.4	432.6	501.8	568.5	130°	0.0	0.0	0.0
156.6	178.8	214.3	248.7	293.0	362.6	445.6	538.8	628.0	132.5°	0.0	0.0	0.0
112.0	142.1	177.3	220.8	274.5	359.0	463.4	584.5	704.5	135°	0.0	0.0	0.0
83.8	104.8	147.6	195.1	253.8	352.4	482.2	626.9	756.7	137.5°	0.0	0.0	0.0
74.7	89.6	117.5	167.5	228.4	339.7	496.4	667.1	804.2	140°	0.0	0.0	0.0
65.3	76.9	99.0	141.4	205.6	320.2	502.5	688.5	837.2	142.5°	0.0	0.0	0.0
57.3	68.2	90.6	131.3	194.0	298.0	501.4	709.9	878.5	145°	0.0	0.0	0.0
52.2	61.6	87.0	128.7	184.9	277.7	502.5	744.4	939.8	147.5°	0.0	0.0	0.0
48.2	59.1	84.1	123.3	180.6	266.5	506.9	774.8	992.4	150°	0.0	0.0	0.0
48.2	58.4	76.9	115.7	178.4	267.6	508.7	798.4	1031.5	152.5°	0.0	0.0	0.0
50.8	54.7	71.4	111.3	179.8	275.6	506.5	822.3	1069.6	155°	0.0	0.0	0.0
48.2	51.1	67.8	110.6	179.8	281.4	513.1	852.1	1119.7	157.5°	0.0	0.0	0.0
45.7	47.5	66.7	109.5	176.2	286.8	539.9	907.5	1184.9	160°	0.0	0.0	0.0
42.4	44.6	65.3	107.7	172.2	293.7	587.4	1000.7	1293.0	162.5°	0.0	0.0	0.0
38.4	42.8	63.1	104.8	169.7	306.0	636.0	1095.0	1421.7	165°	0.0	0.0	0.0
37.0	41.0	58.0	97.9	167.1	319.4	687.8	1185.3	1537.3	167.5°	0.0	0.0	0.0
35.9	39.5	53.7	92.8	165.0	326.0	703.4	1219.7	1581.9	170°	0.0	0.0	0.0
35.2	38.8	51.1	88.5	162.4	326.3	714.6	1232.8	1588.5	172.5°	0.0	0.0	0.0
34.1	37.3	46.0	79.4	154.5	326.0	715.7	1241.1	1569.6	175°	0.0	0.0	0.0
32.3	35.9	46.4	74.7	140.0	310.7	670.8	1200.9	1494.6	177.5°	0.0	0.0	0.0
30.8	34.8	48.9	75.8	124.7	271.6	586.7	1075.8	1333.9	180°	0.0	0.0	0.0
28.6	34.1	51.1	78.3	120.4	225.5	443.8	878.5	1117.1				
26.5	33.7	52.9	80.1	115.7	185.6	307.5	622.9	836.1				
23.9	30.8	48.2	68.2	95.7	134.9	198.0	407.5	576.5				
20.7	24.7	35.2	47.9	70.3	94.3	117.1	246.2	377.1				
17.0	18.5	25.0	30.8	46.8	55.8	64.9	138.9	263.6				
12.7	13.1	17.0	19.6	26.5	30.8	38.8	85.2	213.6				
7.3	8.3	11.6	13.1	16.0	19.6	25.4	54.4	167.5				
2.9	3.6	6.9	7.6	8.7	10.9	14.1	31.5	52.2				
0.0	0.0	0.0	0.0	0.0	0.0	0.0	0.0	0.0				
0.0	0.0	0.0	0.0	0.0	0.0	0.0	0.0	0.0				
0.0	0.0	0.0	0.0	0.0	0.0	0.0	0.0	0.0				
0.0	0.0	0.0	0.0	0.0	0.0	0.0	0.0	0.0				
0.0	0.0	0.0	0.0	0.0	0.0	0.0	0.0	0.0				
0.0	0.0	0.0	0.0	0.0	0.0	0.0	0.0	0.0				
0.0	0.0	0.0	0.0	0.0	0.0	0.0	0.0	0.0				
0.0	0.0	0.0	0.0	0.0	0.0	0.0	0.0	0.0				
0.0	0.0	0.0	0.0	0.0	0.0	0.0	0.0	0.0				
0.0	0.0	0.0	0.0	0.0	0.0	0.0	0.0	0.0				
0.0	0.0	0.0	0.0	0.0	0.0	0.0	0.0	0.0				



REPORT NUMBER: P227322

CATALOG NUMBER: ISW-AF-350-LED-E1-SLR-7060

SLR-7060

CANDELA DISTRIBUTION (continued):

230°	235°	240°	245°	250°	255°	260°	265°		270°	275°	280°	285°
0.0	0.0	0.0	0.0	0.0	0.0	0.0	0.0	0°	711.7	711.7	711.7	711.7
0.0	0.0	0.0	0.0	0.0	0.0	0.0	0.0	2.5°	761.8	769.4	775.9	781.0
0.0	0.0	0.0	0.0	0.0	0.0	0.0	0.0	5°	727.3	745.1	766.5	784.6
0.0	0.0	0.0	0.0	0.0	0.0	0.0	0.0	7.5°	666.1	688.5	723.3	744.7
0.0	0.0	0.0	0.0	0.0	0.0	0.0	0.0	10°	608.0	641.0	679.1	709.9
0.0	0.0	0.0	0.0	0.0	0.0	0.0	0.0	12.5°	568.5	609.5	645.8	680.2
0.0	0.0	0.0	0.0	0.0	0.0	0.0	0.0	15°	557.6	599.3	632.0	663.5
0.0	0.0	0.0	0.0	0.0	0.0	0.0	0.0	17.5°	579.4	621.1	649.0	668.2
0.0	0.0	0.0	0.0	0.0	0.0	0.0	0.0	20°	630.5	675.1	692.9	691.4
0.0	0.0	0.0	0.0	0.0	0.0	0.0	0.0	22.5°	700.5	747.3	747.3	732.8
0.0	0.0	0.0	0.0	0.0	0.0	0.0	0.0	25°	793.0	826.7	808.2	780.6
0.0	0.0	0.0	0.0	0.0	0.0	0.0	0.0	27.5°	858.6	890.1	857.9	812.5
0.0	0.0	0.0	0.0	0.0	0.0	0.0	0.0	30°	913.0	936.2	895.2	840.5
0.0	0.0	0.0	0.0	0.0	0.0	0.0	0.0	32.5°	960.8	977.9	923.9	869.8
0.0	0.0	0.0	0.0	0.0	0.0	0.0	0.0	35°	1018.1	1024.3	953.6	895.9
0.0	0.0	0.0	0.0	0.0	0.0	0.0	0.0	37.5°	1081.6	1086.7	996.4	924.6
0.0	0.0	0.0	0.0	0.0	0.0	0.0	0.0	40°	1156.3	1138.1	1027.9	951.0
0.0	0.0	0.0	0.0	0.0	0.0	0.0	0.0	42.5°	1202.3	1172.6	1050.8	964.8
0.0	0.0	0.0	0.0	0.0	0.0	0.0	0.0	45°	1238.6	1198.0	1061.3	972.8
0.0	0.0	0.0	0.0	0.0	0.0	0.0	0.0	47.5°	1283.2	1235.3	1079.8	987.3
0.0	0.0	0.0	0.0	0.0	0.0	0.0	0.0	50°	1341.9	1287.2	1126.5	1028.3
0.0	0.0	0.0	0.0	0.0	0.0	0.0	0.0	52.5°	1462.3	1394.5	1210.7	1099.7
0.0	0.0	0.0	0.0	0.0	0.0	0.0	0.0	55°	1600.8	1536.6	1345.2	1217.5
0.0	0.0	0.0	0.0	0.0	0.0	0.0	0.0	57.5°	1711.7	1668.6	1465.2	1324.1
0.0	0.0	0.0	0.0	0.0	0.0	0.0	0.0	59°	1752.7	1734.2	1550.0	1414.4
0.0	0.0	0.0	0.0	0.0	0.0	0.0	0.0	60°	1767.9	1783.9	1595.0	1469.5
0.0	0.0	0.0	0.0	0.0	0.0	0.0	0.0	62.5°	1778.5	1847.7	1741.1	1634.2
0.0	0.0	0.0	0.0	0.0	0.0	0.0	0.0	65°	1756.7	1858.2	1800.2	1734.6
0.0	0.0	0.0	0.0	0.0	0.0	0.0	0.0	67.5°	1662.1	1783.5	1772.3	1714.6
								70°	1468.5	1603.7	1642.9	1560.9
								72.5°	1104.8	1272.7	1486.2	1357.9
								75°	719.7	874.9	1269.0	1163.2
								77.5°	450.7	546.0	905.4	814.7
								80°	299.9	351.0	574.7	523.2
								82.5°	225.5	248.7	395.2	371.6
								85°	118.9	151.6	307.5	389.8
								87.5°	44.6	49.7	231.3	348.4
								90°	0.0	0.0	0.4	0.0
								92.5°	0.0	0.0	0.0	0.0
								95°	0.0	0.0	0.0	0.0
								97.5°	0.0	0.0	0.0	0.0
								100°	0.0	0.0	0.0	0.0
								102.5°	0.0	0.0	0.0	0.0
								105°	0.0	0.0	0.0	0.0
								107.5°	0.0	0.0	0.0	0.0



REPORT NUMBER: P227322

CATALOG NUMBER: ISW-AF-350-LED-E1-SLR-7060

CANDELA DISTRIBUTION (continued):

290°	295°	300°	305°	310°	315°	320°		270°	275°	280°	285°	290°
711.7	711.7	711.7	711.7	711.7	711.7	711.7	110°	0.0	0.0	0.0	0.0	0.0
785.4	791.9	795.9	793.0	797.7	798.8	793.7	112.5°	0.0	0.0	0.0	0.0	0.0
799.9	818.0	831.0	840.1	843.7	847.0	845.5	115°	0.0	0.0	0.0	0.0	0.0
773.0	800.9	825.2	841.9	847.7	852.1	848.1	117.5°	0.0	0.0	0.0	0.0	0.0
743.3	772.3	795.1	811.8	811.5	815.8	808.2	120°	0.0	0.0	0.0	0.0	0.0
715.4	743.7	764.0	763.2	758.2	745.5	743.3	122.5°	0.0	0.0	0.0	0.0	0.0
693.3	708.1	713.2	712.1	697.6	690.4	689.3	125°	0.0	0.0	0.0	0.0	0.0
682.4	681.7	670.0	657.4	643.6	642.9	633.4	127.5°	0.0	0.0	0.0	0.0	0.0
684.2	660.6	639.2	617.5	602.6	599.3	600.4	130°	0.0	0.0	0.0	0.0	0.0
707.0	665.3	625.1	603.0	585.6	580.5	582.7	132.5°	0.0	0.0	0.0	0.0	0.0
735.7	679.8	629.8	596.1	581.9	575.8	576.9	135°	0.0	0.0	0.0	0.0	0.0
754.9	696.5	645.4	603.7	584.5	578.7	582.3	137.5°	0.0	0.0	0.0	0.0	0.0
779.5	719.4	666.4	623.3	594.6	587.0	589.6	140°	0.0	0.0	0.0	0.0	0.0
803.8	744.0	696.2	647.2	612.4	598.3	602.2	142.5°	0.0	0.0	0.0	0.0	0.0
829.9	772.7	724.4	679.8	638.9	616.8	621.8	145°	0.0	0.0	0.0	0.0	0.0
860.4	806.0	764.7	723.7	681.7	663.2	665.3	147.5°	0.0	0.0	0.0	0.0	0.0
889.8	838.6	812.2	781.7	757.1	728.8	728.8	150°	0.0	0.0	0.0	0.0	0.0
907.2	881.1	873.8	865.1	850.6	830.3	826.0	152.5°	0.0	0.0	0.0	0.0	0.0
928.6	931.5	948.1	965.6	969.9	950.0	943.8	155°	0.0	0.0	0.0	0.0	0.0
968.8	999.3	1054.0	1101.5	1110.9	1127.3	1108.4	157.5°	0.0	0.0	0.0	0.0	0.0
1025.4	1081.6	1174.0	1251.6	1273.7	1275.2	1276.6	160°	0.0	0.0	0.0	0.0	0.0
1089.9	1170.4	1292.6	1385.1	1424.6	1435.1	1427.5	162.5°	0.0	0.0	0.0	0.0	0.0
1200.5	1273.4	1407.2	1506.9	1557.6	1582.3	1575.8	165°	0.0	0.0	0.0	0.0	0.0
1310.0	1400.7	1518.5	1616.7	1670.8	1698.3	1704.1	167.5°	0.0	0.0	0.0	0.0	0.0
1384.7	1469.5	1578.3	1669.0	1722.3	1755.3	1758.2	170°	0.0	0.0	0.0	0.0	0.0
1430.4	1508.0	1614.2	1694.0	1747.3	1775.2	1785.3	172.5°	0.0	0.0	0.0	0.0	0.0
1568.9	1583.0	1655.5	1708.1	1745.5	1758.2	1765.8	175°	0.0	0.0	0.0	0.0	0.0
1633.8	1574.7	1566.3	1599.0	1602.2	1593.9	1583.4	177.5°	0.0	0.0	0.0	0.0	0.0
1543.5	1405.4	1354.2	1349.9	1336.5	1331.0	1297.7	180°	0.0	0.0	0.0	0.0	0.0
1340.5	1141.4	1051.1	1002.2	1031.9	1030.8	996.7						
1129.4	926.8	809.6	739.3	730.6	729.2	699.4						
917.3	727.3	624.7	590.6	549.7	537.3	542.4						
661.3	519.2	497.5	523.6	526.8	517.4	510.9						
416.6	390.5	411.5	459.0	486.9	474.6	479.3						
347.4	307.5	308.9	359.0	377.8	380.7	370.9						
385.4	307.8	252.4	246.2	239.7	150.8	209.9						
347.4	238.2	140.3	115.7	71.1	41.0	42.4						
0.0	0.0	0.0	0.0	0.0	0.0	0.0						
0.0	0.0	0.0	0.0	0.0	0.0	0.0						
0.0	0.0	0.0	0.0	0.0	0.0	0.0						
0.0	0.0	0.0	0.0	0.0	0.0	0.0						
0.0	0.0	0.0	0.0	0.0	0.0	0.0						
0.0	0.0	0.0	0.0	0.0	0.0	0.0						
0.0	0.0	0.0	0.0	0.0	0.0	0.0						
0.0	0.0	0.0	0.0	0.0	0.0	0.0						
0.0	0.0	0.0	0.0	0.0	0.0	0.0						
0.0	0.0	0.0	0.0	0.0	0.0	0.0						



REPORT NUMBER: P227322

CATALOG NUMBER: ISW-AF-350-LED-E1-SLR-7060

CANDELA DISTRIBUTION (continued):

295°	300°	305°	310°	315°	320°		325°	330°	335°	340°	345°	350°
0.0	0.0	0.0	0.0	0.0	0.0	0°	711.7	711.7	711.7	711.7	711.7	711.7
0.0	0.0	0.0	0.0	0.0	0.0	2.5°	792.6	785.7	778.1	767.9	769.8	757.4
0.0	0.0	0.0	0.0	0.0	0.0	5°	834.3	822.3	806.0	785.4	766.1	741.5
0.0	0.0	0.0	0.0	0.0	0.0	7.5°	829.9	810.7	783.5	752.4	727.0	691.4
0.0	0.0	0.0	0.0	0.0	0.0	10°	792.6	767.6	745.5	713.2	680.2	649.0
0.0	0.0	0.0	0.0	0.0	0.0	12.5°	740.4	726.2	707.0	682.7	650.8	618.9
0.0	0.0	0.0	0.0	0.0	0.0	15°	683.5	684.6	673.0	666.4	650.5	625.1
0.0	0.0	0.0	0.0	0.0	0.0	17.5°	636.7	647.6	653.7	663.9	665.7	653.4
0.0	0.0	0.0	0.0	0.0	0.0	20°	605.5	620.7	640.0	667.9	697.2	709.9
0.0	0.0	0.0	0.0	0.0	0.0	22.5°	588.1	607.0	637.8	688.5	742.2	774.5
0.0	0.0	0.0	0.0	0.0	0.0	25°	584.8	609.9	653.0	715.0	784.6	829.9
0.0	0.0	0.0	0.0	0.0	0.0	27.5°	590.3	622.9	674.0	744.7	813.3	878.9
0.0	0.0	0.0	0.0	0.0	0.0	30°	607.7	645.8	701.6	777.7	848.8	914.1
0.0	0.0	0.0	0.0	0.0	0.0	32.5°	624.4	671.5	733.1	807.5	878.9	943.8
0.0	0.0	0.0	0.0	0.0	0.0	35°	651.2	698.7	761.8	830.3	899.6	973.2
0.0	0.0	0.0	0.0	0.0	0.0	37.5°	692.2	733.9	784.3	848.1	920.2	996.4
0.0	0.0	0.0	0.0	0.0	0.0	40°	750.5	778.1	810.7	861.1	930.4	1012.0
0.0	0.0	0.0	0.0	0.0	0.0	42.5°	837.9	843.7	855.0	881.1	939.4	1030.1
0.0	0.0	0.0	0.0	0.0	0.0	45°	950.7	933.3	923.5	919.9	959.8	1041.7
0.0	0.0	0.0	0.0	0.0	0.0	47.5°	1081.6	1047.5	1008.3	989.5	998.9	1060.2
0.0	0.0	0.0	0.0	0.0	0.0	50°	1252.0	1196.5	1119.7	1065.3	1060.5	1114.6
0.0	0.0	0.0	0.0	0.0	0.0	52.5°	1408.3	1335.7	1238.9	1174.8	1148.7	1216.1
0.0	0.0	0.0	0.0	0.0	0.0	55°	1555.8	1500.0	1390.5	1310.7	1301.7	1350.6
0.0	0.0	0.0	0.0	0.0	0.0	57.5°	1685.3	1637.1	1547.5	1443.4	1447.1	1494.6
0.0	0.0	0.0	0.0	0.0	0.0	59°	1752.4	1712.1	1629.1	1523.2	1531.2	1596.4
0.0	0.0	0.0	0.0	0.0	0.0	60°	1776.3	1742.6	1663.5	1574.3	1584.5	1652.3
0.0	0.0	0.0	0.0	0.0	0.0	62.5°	1774.5	1752.7	1695.4	1653.4	1705.2	1754.9
0.0	0.0	0.0	0.0	0.0	0.0	65°	1605.1	1572.2	1565.6	1639.2	1739.3	1787.2
0.0	0.0	0.0	0.0	0.0	0.0	67.5°	1276.6	1292.2	1354.2	1480.8	1648.7	1718.3
						70°	948.1	975.7	1058.4	1217.2	1447.8	1568.2
						72.5°	697.2	724.8	800.9	975.0	1191.1	1297.7
						75°	547.1	555.5	610.2	746.9	938.7	1026.1
						77.5°	505.4	480.4	457.9	531.2	633.1	708.1
						80°	470.6	423.1	370.2	392.3	417.0	496.7
						82.5°	365.5	333.9	292.6	320.9	332.5	335.0
						85°	213.9	190.4	241.1	341.6	337.9	295.9
						87.5°	75.4	97.9	110.2	189.3	228.8	198.0
						90°	0.0	1.1	3.3	3.6	5.4	1.8
						92.5°	0.0	0.0	0.0	0.0	0.0	0.0
						95°	0.0	0.0	0.0	0.0	0.0	0.0
						97.5°	0.0	0.0	0.0	0.0	0.0	0.0
						100°	0.0	0.0	0.0	0.0	0.0	0.0
						102.5°	0.0	0.0	0.0	0.0	0.0	0.0
						105°	0.0	0.0	0.0	0.0	0.0	0.0
						107.5°	0.0	0.0	0.0	0.0	0.0	0.0



REPORT NUMBER: P227322

CATALOG NUMBER: ISW-AF-350-LED-E1-SLR-7060

CANDELA DISTRIBUTION (continued):

355°	359°	360°		325°	330°	335°	340°	345°	350°	355°
711.7	711.7	711.7	110°	0.0	0.0	0.0	0.0	0.0	0.0	0.0
747.6	737.5	736.8	112.5°	0.0	0.0	0.0	0.0	0.0	0.0	0.0
721.9	699.1	691.8	115°	0.0	0.0	0.0	0.0	0.0	0.0	0.0
660.6	634.2	628.7	117.5°	0.0	0.0	0.0	0.0	0.0	0.0	0.0
609.1	579.8	574.7	120°	0.0	0.0	0.0	0.0	0.0	0.0	0.0
582.7	554.7	548.6	122.5°	0.0	0.0	0.0	0.0	0.0	0.0	0.0
592.8	562.0	558.7	125°	0.0	0.0	0.0	0.0	0.0	0.0	0.0
630.9	598.3	599.7	127.5°	0.0	0.0	0.0	0.0	0.0	0.0	0.0
696.2	675.1	670.0	130°	0.0	0.0	0.0	0.0	0.0	0.0	0.0
781.7	758.9	752.4	132.5°	0.0	0.0	0.0	0.0	0.0	0.0	0.0
854.6	843.0	838.6	135°	0.0	0.0	0.0	0.0	0.0	0.0	0.0
907.2	912.6	908.3	137.5°	0.0	0.0	0.0	0.0	0.0	0.0	0.0
949.2	967.4	965.2	140°	0.0	0.0	0.0	0.0	0.0	0.0	0.0
992.4	1027.6	1029.0	142.5°	0.0	0.0	0.0	0.0	0.0	0.0	0.0
1024.3	1086.3	1099.0	145°	0.0	0.0	0.0	0.0	0.0	0.0	0.0
1065.3	1148.3	1161.3	147.5°	0.0	0.0	0.0	0.0	0.0	0.0	0.0
1096.4	1194.0	1209.9	150°	0.0	0.0	0.0	0.0	0.0	0.0	0.0
1126.9	1231.7	1249.1	152.5°	0.0	0.0	0.0	0.0	0.0	0.0	0.0
1151.9	1269.0	1286.8	155°	0.0	0.0	0.0	0.0	0.0	0.0	0.0
1180.2	1305.3	1322.7	157.5°	0.0	0.0	0.0	0.0	0.0	0.0	0.0
1231.0	1362.2	1382.9	160°	0.0	0.0	0.0	0.0	0.0	0.0	0.0
1340.1	1467.7	1497.1	162.5°	0.0	0.0	0.0	0.0	0.0	0.0	0.0
1497.8	1613.5	1636.7	165°	0.0	0.0	0.0	0.0	0.0	0.0	0.0
1640.0	1712.5	1718.6	167.5°	0.0	0.0	0.0	0.0	0.0	0.0	0.0
1698.3	1739.7	1737.9	170°	0.0	0.0	0.0	0.0	0.0	0.0	0.0
1741.1	1746.2	1736.0	172.5°	0.0	0.0	0.0	0.0	0.0	0.0	0.0
1764.3	1716.1	1698.7	175°	0.0	0.0	0.0	0.0	0.0	0.0	0.0
1703.8	1636.7	1613.8	177.5°	0.0	0.0	0.0	0.0	0.0	0.0	0.0
1529.0	1493.5	1467.4	180°	0.0	0.0	0.0	0.0	0.0	0.0	0.0
1300.6	1210.7	1193.6								
985.9	867.3	841.9								
688.9	546.8	512.3								
452.9	351.0	337.9								
293.7	233.1	229.2								
204.9	153.0	141.0								
125.8	51.1	48.9								
39.2	23.6	21.0								
1.1	1.5	1.5								
0.0	0.0	0.0								
0.0	0.0	0.0								
0.0	0.0	0.0								
0.0	0.0	0.0								
0.0	0.0	0.0								
0.0	0.0	0.0								
0.0	0.0	0.0								
0.0	0.0	0.0								

